

A photograph of a modern classroom. A male teacher with glasses and a beard is standing and interacting with a group of students. The students are seated at desks, some using laptops. The room has large windows, a whiteboard, and a television. A red basket filled with snacks is on a desk in the foreground.

SOCIAL SOCIAL STUDIES

Give every student a voice in today's modern classroom

Professional Learning & Implementation Framework

Welcome to Exploros!

At Exploros, professional learning is practical, personal, and focused on results. Our goal is simple: make implementation easy to start and effective to sustain so teachers can focus on what matters most, teaching and engaging students.


The *Exploros Professional Learning and Implementation Framework* uses a proven structure for ongoing growth, offering guidance for training, coaching, and sustained success from initial launch through long-term implementation.

We pride ourselves on our high-touch support model, combining technology with a human connection. Our team partners with schools and districts through every phase of implementation, using data and teacher feedback along the way to drive continuous improvement and help both teachers and students succeed.

Support includes live chat with real people, an AI-assisted knowledge base, pre-recorded trainings, pop-in professional development sessions, and short how-to videos. For deeper instructional growth, advanced coaching sessions are also available.

At every step, we work side by side with you to make professional learning meaningful, actionable, and impactful in the classroom.


▼ Professional learning in action: teachers apply Exploros strategies to model student-centered discussion.



Professional Learning Overview

Implementation moves quickly because Exploros is teachable on day one. Teachers can get started with a webinar or an on-site training session. Additional support is offered via live human chat, an AI-assisted searchable knowledge-base, in-app tours and tutorials, pre-recorded trainings, and a series of library of 3-minute how-to videos.

Once educators are comfortable with the basics, Exploros offers more in depth training to help improve teacher-craft, strengthen data-driven instruction, advance implementation success, and drive Social Studies improvement.

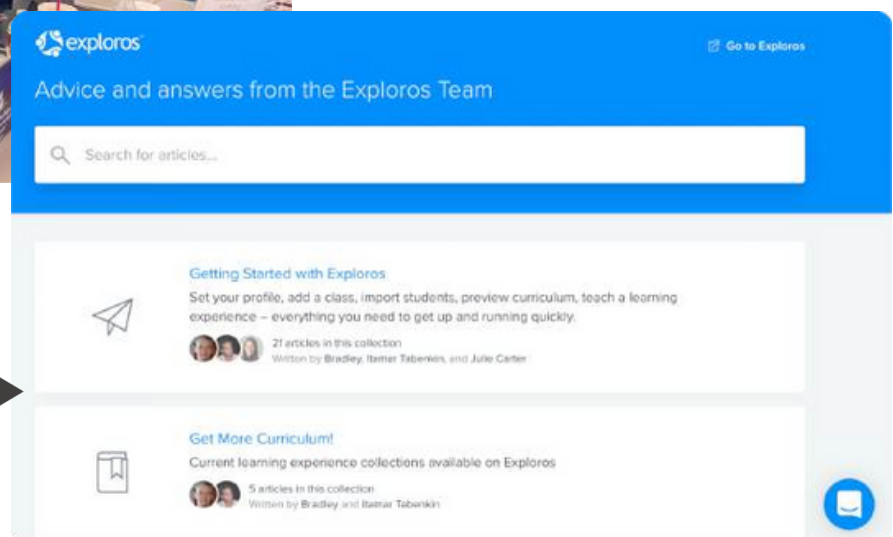


- ▲ Face-to-face training workshops bring teams together for implementation success.

Exploros has a variety of on- demand help: live chat, knowledge- base, tutorial video series, Best Practices Teaching Guides.



- ▲ A 90-minute webinar gives teachers all they need to start teaching. Exploros offers Best Practices webinars for more advanced users.



Implementation Framework

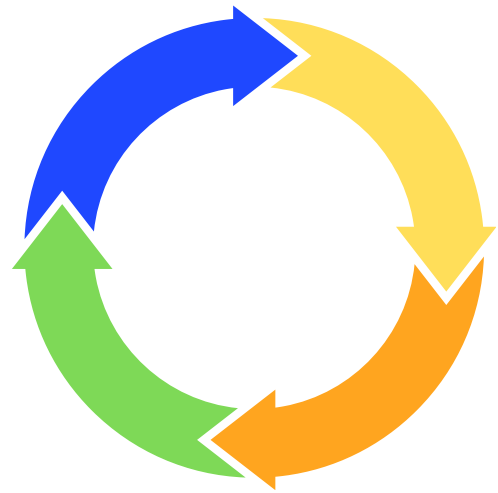
The Exploros Implementation Framework is designed to provide consistency and growth over time. Each year follows the same structure of four implementation phases, while the focus for that year evolves to match district goals and educator growth. This multi-year approach blends ongoing support, data-driven reflection, and professional learning that deepens practice and builds lasting capacity across classrooms and campuses.

Multi-Year Framework

	Year 1	Year 2	Year 3	Year 4+
Focus Area	Building a Strong Start	Sustained Support and Growth	Deepening Practice (Bridge Year)	Leading, Scaling, and Sustaining
Description	Foundational training and close, Exploros-led guidance to establish initial success and build confidence.	Continued Exploros-led coaching and support focused on refining instructional practices and achieving growth targets.	Transition year where support shifts to a blended model, integrating teacher leaders and building local capacity.	Local teams lead planning and support while Exploros provides consulting, advanced workshops, and strategy sessions for continuous improvement.

Implementation Phases

Each year, districts follow the same four implementation phases that form the foundation of the Exploros Framework. These phases guide planning, training, and support throughout the school year, ensuring a smooth launch and sustained instructional growth. Together with the yearly focus areas, they create a connected cycle that supports teachers and leaders from year to year, turning professional learning into consistent, long-term success.



Phases Within Each Year

Phase	Months	Focus Areas
● Plan & Prepare	March–May	Goal-setting, administrator alignment, and training.
● Getting Ready for the Year	May–June	Curriculum planning workshops and lesson internalization training.
● Starting the School Year	July–August	Teacher onboarding, class rostering, and launch training.
● Teaching & Supporting	August–March	Ongoing coaching, best practices, data training, and PLC support.

Between each phase, Exploros provides ongoing, high-touch support to keep momentum strong. Teachers and leaders have access to live chat, pop-in PD sessions, coaching, and short how-to videos—plus data reviews and strategy check-ins that help keep implementation on track. Whether it's daily questions or long-term goals, support from Exploros is always available when it's needed most.

Implementation FAQ

How much time should we plan for training and implementation?

Implementation moves quickly because Exploros is ready to use right away. Most districts complete planning and initial training within a few weeks. Virtual trainings are typically 90 minutes, while on-site sessions run about three hours, depending on district goals and group needs. All sessions are hands-on and focused on helping teachers feel confident using Exploros immediately. Ongoing coaching, pop-in PDs, and short on-demand videos provide continued support throughout the year.

What kind of support is available after training?

Support doesn't stop once teachers start teaching. We provide live chat with real people, pop-in PD sessions, and short how-to videos, along with coaching and data sessions to keep teachers growing throughout the year.

Does Exploros work with our LMS or rostering system?

Yes! Exploros integrates with Clever, ClassLink, Google Classroom, Canvas, and Schoology, making it easy for teachers and students to log in and start learning.

What is SOCIAL Social Studies?

250K

Student Responses
per Campus
per Year

At the heart of Exploros is student voice. In every class, students collectively post hundreds of times. They brainstorm, surface prior knowledge, build graphic organizers, answer polls, and complete assessments. Some work appears to the class, while other work is visible only to the teacher. There are no bystanders — every student contributes. Teachers use this student input to steer instruction and spark productive dialogue. That inclusive, ongoing conversation, grounded in engagement from all learners, is what we mean by Social Social Studies.

Support for Teachers, Leaders, and Technology Teams



Teachers

Exploros supports teachers through hands-on training, easy-to-follow lesson structures, and continuous coaching. From the first session, educators learn how to lead interactive, student-centered lessons that foster engagement and discussion. Throughout the year, teachers have access to live chat, pop-in PD sessions, and short how-to videos to keep implementation practical, supported, and successful.

District and School Leaders

Exploros helps administrators guide implementation with confidence and visibility. Leadership teams receive training on using Classroom Analytics and reporting tools that provide real-time insight into instructional progress. Administrators can monitor implementation success, track standards coverage, and use data to inform professional learning and instructional decisions.



Technology Teams

Exploros makes implementation smooth for technology teams with personalized onboarding, rostering, and integration support. We work closely with districts to set up connections with Clever, ClassLink, Google Classroom, Canvas, and Schoology. Live chat and direct support are always available to help with onboarding, rostering, and troubleshooting, ensuring a seamless start and sustained success.



SOCIAL SOCIAL STUDIES

We're Here to Support You!

Please reach out on live chat if we can help you in any way, or visit:
help.exploros.com

